


# GRUMPY PIRATE

Originally a sea shanty from the British Isles, this tune was sung to accompany work tasks on a ship. The sailors would sing, "Hey ho up she rises," as they pulled up the sails.


**CHORD CHART**—Create a back-up part using the written double-stop chords and the chord chart. Choose one stroke or Tater per chord.

Bm Bm / Bm Bm / A A / A A /  
Bm Bm / Bm Bm / A A / Bm Bm /  
Bm Bm / Bm Bm / A A / A A /  
Bm Bm / Bm Bm / A A / Bm Bm /

**CHORDS**—Play the Bm and A chords using the Taters rhythm. When playing the Bm chord, place your first finger tip so it equally touches both the A and E strings.



*Technique Tip: Hop your left-hand first finger when going from F# to B and then barring F# and B.*



**COUNTING KICK-OFF**—Kick off the tune by counting aloud the numbers 1—, 2—, 1, 2, 3, 4.


**TUNE**—Sing the words an octave lower with the back-up, and then play the tune.



Verse 1: What shall we do with a grum-py pir - ate, What shall we do with a grum-py pir - ate,



What shall we do with a grum - py pi - rate, Ear - ly in the morn - ing.



Chorus: Hey ho up she ris - es, Hey ho up she ris - es,



Hey ho up she ris - es, Ear - ly in the morn - ing.

**Verse 2:** (underlined words are on the first beat of the bar)  
*Do a little dance and make 'em smile, Do a little dance and make him smile,  
Do a little dance and make 'em smile, Early in the morning.*

**Chorus** (Hey ho)

**Verse 3:**

*Make him walk the plank 'til he starts to wobble, Make him walk the plank 'til he starts to wobble.*

**TREMOLO TAG**—Play tremolo by moving the bow back and forth as quickly as possible.

